

Shaken, stirred and floating around



Dutch Space

an EADS Astrium company

Jan Geerse



KIDS! LAUNCH SATELLITES IN
YOUR OWN BACK YARD WITH

SUPERMAN'S

SPACE SATELLITE

LAUNCHER SET!



**SUPER-GUN AND
2 SATELLITES ONLY**

- ★ Shoots missiles 25 feet high
- ★ Hair trigger launches soaring, whirling satellites
- ★ Gun and missiles made of durable plastic
- ★ An authentic Superman feature

25¢

AND ONE BOX TOP
FROM...



© National Comics
Publications, Inc.

CUT OUT THIS HANDY COUPON!

**SUPERMAN SATELLITES,
BOX 343, BATTLE CREEK, MICHIGAN**

(Residents of Hawaii send to: Box 3377, Honolulu, Hawaii)


I enclose 25¢ in coin and one Kellogg's Corn Flakes box top for the full Superman Satellite Set.

Name _____

Address _____

City _____ Zone _____ State _____

This offer good in continental U. S., Hawaii, Alaska, and Puerto Rico except where prohibited, licensed, taxed, or regulated. Make money order or check payable to Kellogg Company.





SOYUZ

from the Guiana Space Centre

User's Manual

Issue 1 – Revision 0 – June 06

Issued and approved by Arianespace

A handwritten signature in black ink, appearing to read "Edouard Perez".

Edouard Perez

Senior Vice President Engineering

Table of contents

- FOREWORD
- USER'S MANUAL CONFIGURATION CONTROL SHEET
- TABLE OF ONTENTS
- ACRONYMS, ABBREVIATIONS, AND DEFINITIONS

- CHAPTER 1. INTRODUCTION**
 - 1.1. PURPOSE OF THE USER'S MANUAL
 - 1.2. EUROPEAN SPACE TRANSPORTATION SYSTEM
 - 1.3. ARIANESPACE LAUNCH SERVICES
 - 1.4. SOYUZ LAUNCH VEHICLE FAMILY HISTORY
 - 1.4.1. History
 - 1.4.2. Vehicle reliability
 - 1.5. LAUNCH SYSTEM DESCRIPTION
 - 1.5.1. Launch vehicle general data
 - 1.5.2. European spaceport and CSG facilities
 - 1.5.3. Launch service organization
 - 1.6. CORPORATE ORGANIZATION
 - 1.6.1. Arianespace
 - 1.6.2. Partners
 - 1.6.3. European space transportation system organization
 - 1.6.4. Main suppliers

- CHAPTER 2. PERFORMANCE AND LAUNCH MISSION**
 - 2.1. INTRODUCTION
 - 2.2. PERFORMANCE DEFINITION
 - 2.3. TYPICAL MISSION PROFILES
 - 2.3.1. Phase I - Ascent of the first three stages
 - 2.3.2. Phase II - Fregat upper stage flight profile
 - 2.3.3. Phase III - Fregat deorbitation or orbit disposal maneuver
 - 2.4. GENERAL PERFORMANCE DATA
 - 2.4.1. Geosynchronous transfer orbit missions
 - 2.4.2. Circular orbits
 - 2.4.3. Elliptical orbit missions
 - 2.4.4. Earth escape missions
 - 2.5. INJECTION ACCURACY
 - 2.6. MISSION DURATION
 - 2.7. LAUNCH WINDOW
 - 2.8. SPACECRAFT ORIENTATION DURING THE FLIGHT

- 2.9. SEPARATION CONDITIONS
 - 2.9.1. Orientation performance
 - 2.9.2. Separation mode and pointing accuracy

CHAPTER 3. ENVIRONMENTAL CONDITIONS


- 3.1 GENERAL
- 3.2. MECHANICAL ENVIRONMENT
 - 3.2.1. Steady state accelerations
 - 3.2.2. Sine-equivalent dynamics
 - 3.2.3. Random vibrations
 - 3.2.4. Acoustic vibrations
 - 3.2.5. Shocks
 - 3.2.6. Static pressure under the fairing
- 3.3. THERMAL ENVIRONMENT
 - 3.3.1. Introduction
 - 3.3.2. Ground operations
 - 3.3.3. Flight environment
- 3.4. CLEANLINESS AND CONTAMINATION
 - 3.4.1. Cleanliness
 - 3.4.2. Contamination
- 3.5. ELECTROMAGNETIC ENVIRONMENT
 - 3.5.1. LV and range RF systems
 - 3.5.2. The electromagnetic field
- 3.6 ENVIRONMENT VERIFICATION

CHAPTER 4. SPACECRAFT DESIGN AND VERIFICATION REQUIREMENTS

- 4.1. INTRODUCTION
- 4.2. DESIGN REQUIREMENTS
 - 4.2.1. Safety requirements
 - 4.2.2. Selection of spacecraft materials
 - 4.2.3. Spacecraft properties
 - 4.2.4. Dimensioning loads
 - 4.2.5. Spacecraft RF emission
- 4.3. SPACECRAFT COMPATIBILITY VERIFICATION REQUIREMENTS
 - 4.3.1. Verification logic
 - 4.3.2. Safety factors
 - 4.3.3. Spacecraft compatibility tests












Dutch Space

























Z+



